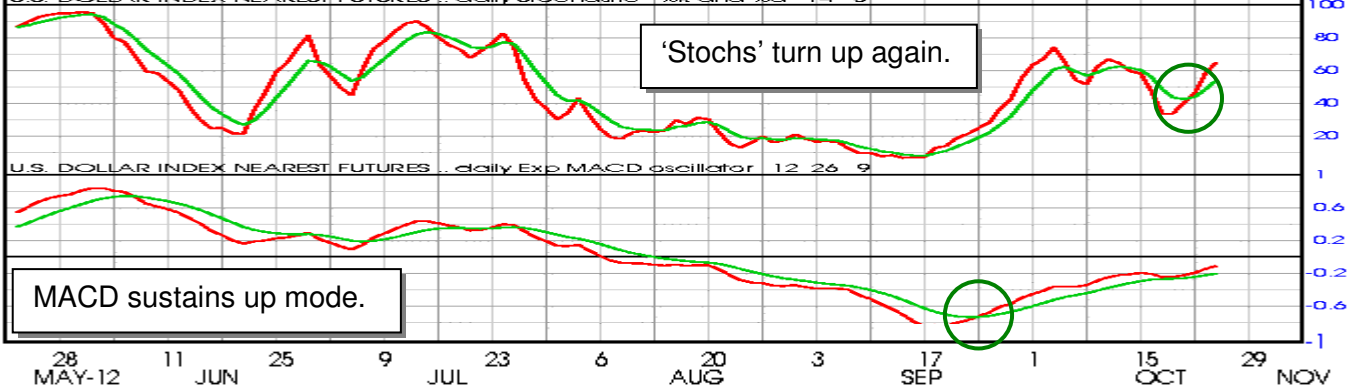


US Dollar Index: Daily Update: 'Double Bottom' marks end of down move?

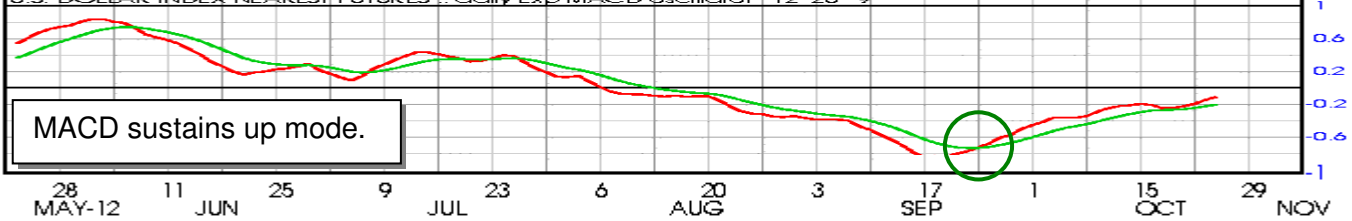
U.S. DOLLAR INDEX NEAREST FUTURES ... daily OHLC plot



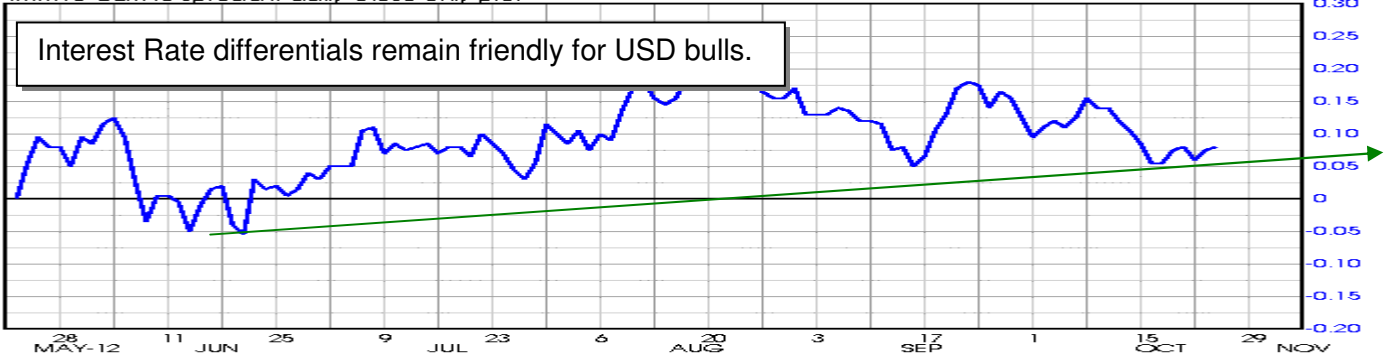
U.S. DOLLAR INDEX NEAREST FUTURES ... daily Stochastic - %k and %d 1.4 3



U.S. DOLLAR INDEX NEAREST FUTURES ... daily Exp MACD oscillator 12 26 9



IMM13 GEM13 spread ... daily Close only plot



- Values have retraced to the 50% level (@ 7850) of the rise from May '11 (@ 7300) to July '12 high (@ 8425), coinciding with a low of May '12.
- Meanwhile, Commercials ratchet down their record long position this Summer to their most bullish levels seen last Summer when values traded around 7400.